

PRO-JACK

PRO-JACK...THE PROFESSIONAL PUMP-JACK... HALF THE EFFORT...TWICE THE SAFETY!

The Pro-Jack is uniquely telescopic. It is conveniently lockable anywhere up to 27".

- Load tested in excess of 4,000 lbs.
- Centralizers help to provide a silken operation.
- Innovative parts assure many years of professional service.
- Exclusive 24" wide staging capability on both Pro-Jack and Pro-Bench.
- Numerous mechanical advantages provide unequalled lifting capability.

ALUMINUM FRAME

PRO-STRAP™
Smooth pivoting industrial rubber strap spells speedy and comfortable pumping capacity.

SAF-T-LOK CHAIN™
Alum-A-Scaff anti-theft and upending securement.

Your lock

SAF-T-LATCH™
Descend easier and safer without crouching.

SAF-T-LATCH RESTRICTER™
Provides controlled descent.

Telescopic convenience up to 27". Lockable feature prevents ladder from shifting standing platform unintentionally.

PRO-BENCH™

Telescoping Aluminum workbench and guardrail combination. Up to 27" wide staging capacity.

SAF-T-LOK CHAIN™

Alum-A-Scaff anti-theft and upending securement.

Your lock

AXIAL PERMA CLUTCH™

Adjustable anti-spin-out descent control.

SAF-T-BRAKE™

This life-saving feature makes spiral breakout failure impossible. The Saf-T-Brake also serves as a dust cover against cement, dust, etc. With Secondary Disc Brake.

AUTO-GLIDE™

Back-up safety system for pump handle.

SAF-T-CRANK™

Aggressively built for posi-grip. Muscular, spring-loaded handle has self-storing anti-spin features.

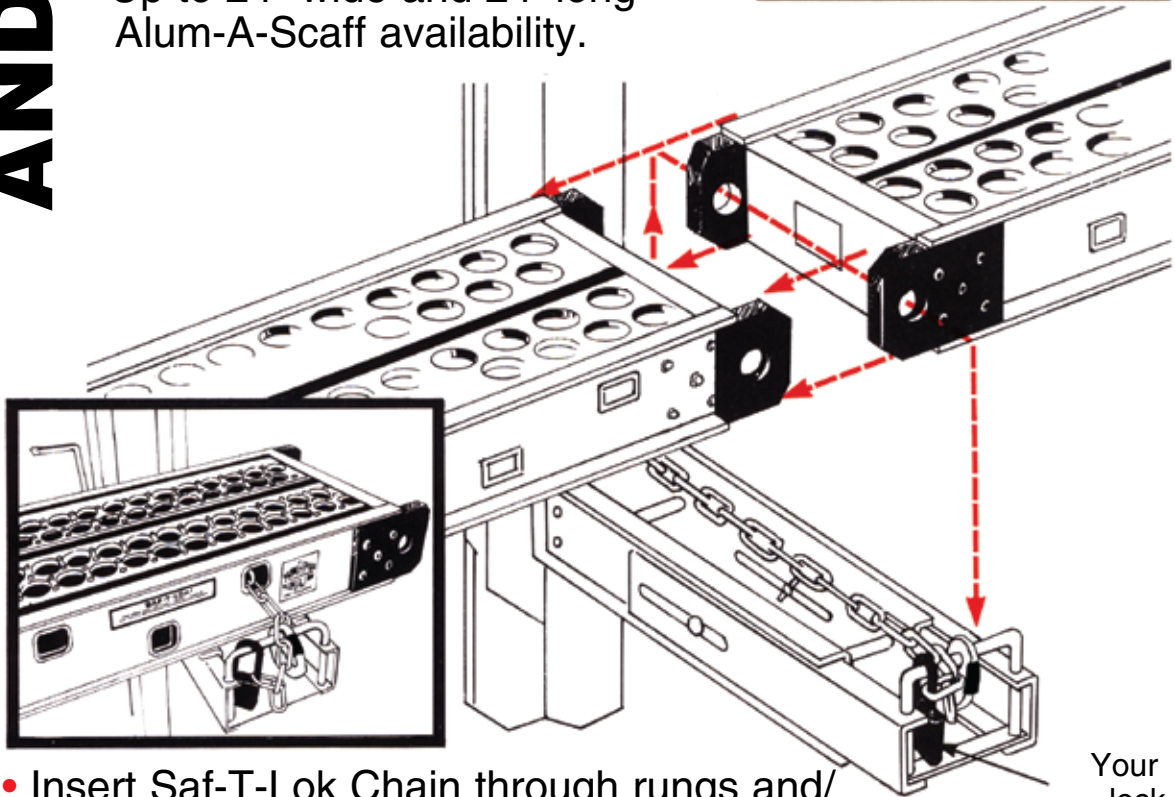


MUSCLE TO SPARE!!!

ALUM-A-SCAFF AND SAF-T-LOK

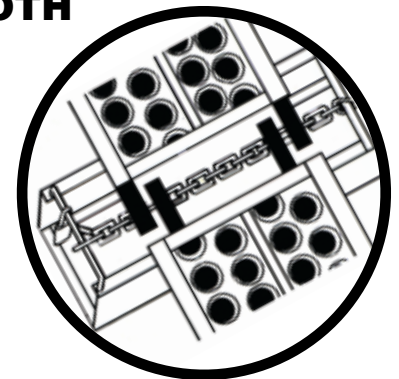
JOINABLE PUMP-JACK STAGING AT LAST!!!

- OSHA recognized.
- **Structural square rungs provide greater strength.**
- **Uniquely comfortable no-snow decking.**
- Exclusive infinitely joinable walkway. Brace pull-out back-up safety system.
- Saf-T-Lok Chain™ provides both anti-twist out and anti-upending capacity.
- Up to 24" wide and 24' long Alum-A-Scaff availability.



Your lock

- Insert Saf-T-Lok Chain through rungs and/or through 4 handles. **IMPORTANT -- BOTH MALE HANDLES MUST BE INSIDE BOTH FEMALE HANDLES.** Secure chain to telescopic handle **2 ways.** Use your lock and our fastener.



Residential, Commercial or Industrial muscular capability.

12' to 24' STAGING LENGTHS RUGGED, RIGID, JOINABLE, ECONOMICAL



YOUR SCAFFOLDING, BRAKE AND VINYL COIL ANSWERS!

SIMM'S SAF-T-NET




A combination of vastly increased safety plus a bold economical job-site sign is now available by Alum-A-Pole Corporation; the inventor of the jointable pump-jack scaffolding system.

Tested far in excess of OSHA's static load requirement, this durable, easy to install product prevents the working man, and/or his tools from slipping to lower levels.

Falling to the ground scaffolding hazards are eliminated because the Saf-T-Net moves up and down with the worker. An End Rail System is also available.

Greater safety is a thing called progress.



***IF LESS THAN THE FULL NET IS NEEDED, FOLD BACK AND SECURE EXCESS MATERIAL.**

HINGEABLE WORK PLATFORM

NOTE: MAXIMUM OPEN AREA ANYWHERE ON PLATFORM ATTACHMENTS NOT TO EXCEED 14 INCHES.

INSTRUCTIONS

ALUM-A-POLE®
Alum-A-Brake
PRO-T-RIM

YOUR SCAFFOLDING, BRAKE AND VINYL COIL ANSWERS!

ALUM-A-POLE SCAFFOLDING SYSTEM SET-UP INSTRUCTIONS & IMPORTANT MANUFACTURER SAFETY REQUIREMENTS

Entire System must be assembled at ground level before jacking up.

GENERAL NOTE:

Alum-A-Pole Scaffolds shall be erected and dismantled by a competent person only, who shall:

- Inspect the Alum-A-Pole for straightness prior to each use;
- Inspect the equipment before each use. Damaged or distorted parts shall be discarded immediately or returned to Alum-A-Pole Corporation for evaluation;
- Ascertain that no makeshift components are used with the Alum-A-Pole System.

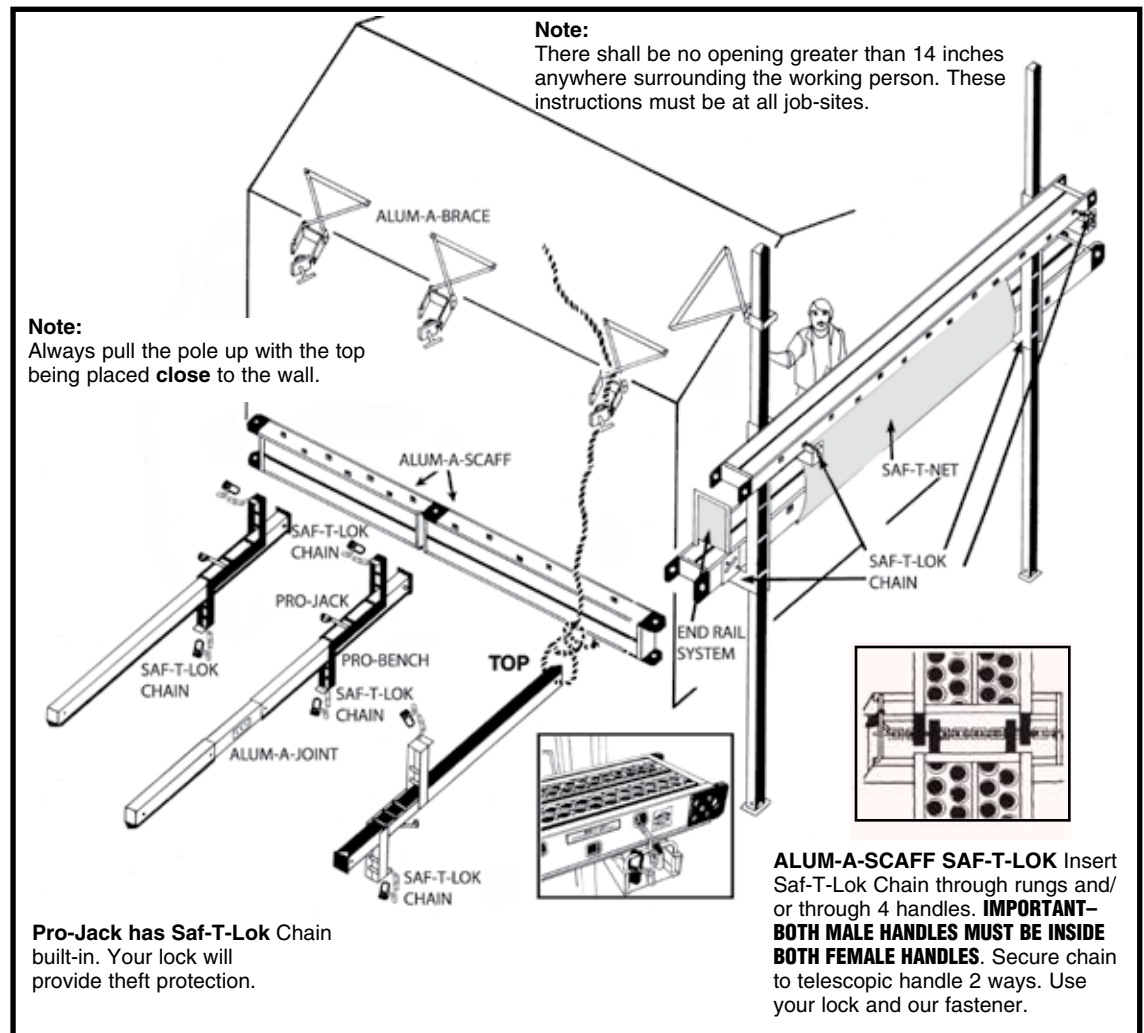
INSTRUCTIONS:

- Place Alum-A-Scaffs with rungs vertically against the wall, in work position desired.

- Position Alum-A-Poles in alignment with appropriate rungs, and/or mating points of Alum-A-Scaffs. Mate Alum-A-Scaffs centrally securing to pro-jack with Saf-T-Lok Chains™.

- a) Swing Alum-A-Pole upward as per arrow assuring that Alum-A-Scaffs will not be farther than 14" from wall.

- b) **Alum-A-Pole combinations in excess of 24' high requires a rope being employed to hoist the Alum-A-Pole, as per drawing.** Note that rope is going through the "X" juncture on Alum-A-Brace. This is especially useful for longer jointed erections and/or where absolute erection control is less than 100% i.e., sloped ground, proximity of electrical wires, etc.



INSTRUCTIONS



YOUR SCAFFOLDING, BRAKE AND VINYL COIL ANSWERS!

ALUM-A-POLE SCAFFOLDING SYSTEM SET-UP INSTRUCTIONS & IMPORTANT MANUFACTURER SAFETY EQUIREMENTS

4. Secure Alum-A-Brace to Alum-A-Poles. Alum-A-Brace must be secured to structure with Alum-A-Screws™ or 3" type AB screws, or the equivalent in holding power. A minimum of 4 Alum-A-Screws must be used with each Alum-A-Brace.

a) Up to 24', one roof or wall brace is required;

b) Above 24', in height intermediate braces are required, with a maximum of 16' vertical brace spacing anywhere on the pole or poles.

c) A competent person shall ascertain that the braces are fastened to solid material having the holding power of 1/2" plywood at least. This equates to a minimum of 5ft./lbs. of torque on secured brace screw head.

Do not secure Alum-A-Braces more than 16' vertically apart when working over a 24' shoulder working height. Alum-A-Poles braced properly may be used to a maximum shoulder working height of 50'.

5. The easiest way to install a brace is first securing the brace to the pole. Then push the pole out to a plumb position. Being vertical is very important. Finally, fasten brace to structure with screws.

6. Passing an Alum-A-Brace is accomplished by the worker assuming a prone position on the Alum-A-Scaff both to release and reattach brace, after passing the released brace with the Pro-Jack. No work load is permitted during this process.

7. Secure Alum-A-Scaffs to Pro-Jacks and Pro-Benches with Saf-T-Lok Chains.

8. Install Simm's Saf-T-Net™ System as per attached pictorial literature. Access above ground level is via a ladder. An opening in the Simm's Saf-T-Net is made to accommodate this ladder. This opening must be closed after access to the working platform has been completed.

9. Do not intermix other manufacturer's products with Alum-A-Pole Scaffolding System. Wooden poles may not be used with any Alum-A-Pole products.

10. Do not install Alum-A-Scaff standing platform more than 14" from wall. There shall be no opening greater than 14" anywhere surrounding the working person.

11. Do not stand on the Alum-A-Scaff workbench.

12. Secure all materials, tools, etc., to workbench.

13. The Simm's Saf-T-Rail or Saf-T-Net System must be installed.

14. Saf-T-Lok Chains must be used at all heights.

15. Pro-Jack pumping handles must be in uppermost position before descending.

16. Do not raise any one pump-jack more than 15° higher than the adjacent pump-jack. This is for erection purposes only. All work must be done on a horizontal plane.

17. All Alum-A-Poles shall bear on adequate firm foundations. When working on soil, 2 plates of 1'X1'X3/4" plywood shall be nailed together forming a sill plate. The Mud Sill, that comes with Alum-A-Pole, shall be spiked to the sill plate.

18. Do not extend access ladder more than 36" above standing platform.

19. Always cordon off area below working area, unless there will be absolutely no one at lower levels.

20. If the Alum-A-Pole Scaffolding System is used in the absence of a wall, then a four-sided guardrail system must be installed.

21. Do not exceed maximum allowable load of 500 lbs. (consisting of 2-man/400 lbs. and 100 lbs. for box of siding and tools).

22. Never throw or drop any equipment to the ground.

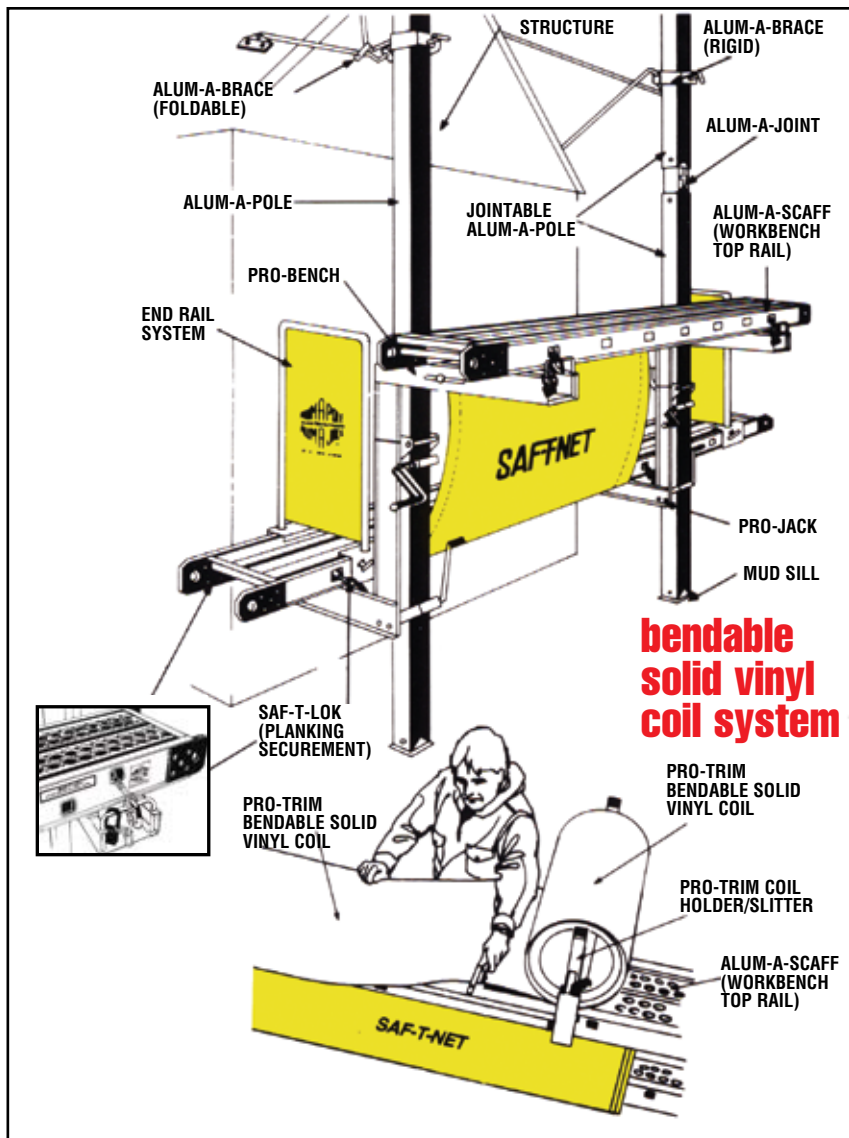
23. Do not work when weather threatens safety.

24. Apply 2-3 drops of 3 in 1 oil or equivalent once a month to bushings on crank assembly on the jack. See label on jack.

25. Alum-A-Pole products are sold with no liability for improper use. Knowledge in the proper use of our system is not implied by purchase. Persons purchasing the Alum-A-Pole Scaffolding System must abide by all regulations pertaining to its use.

26. Follow all instructions on each individual product.

27. Follow all local and other government regulations.



The Alum-A-Pole System

The Alum-A-Pole Scaffolding System uniquely provides the ability to work comfortably and safely at the exact height, required. OSHA recognized to a 50' working height. Joinable horizontally and vertically to provide positive securement and pick-up truck portability.

A bright yellow Saf-T-Net with job site sign capability completes this totally professional package.

Over 32 years of use around the world means proven dependability.

The Pro-Trim System

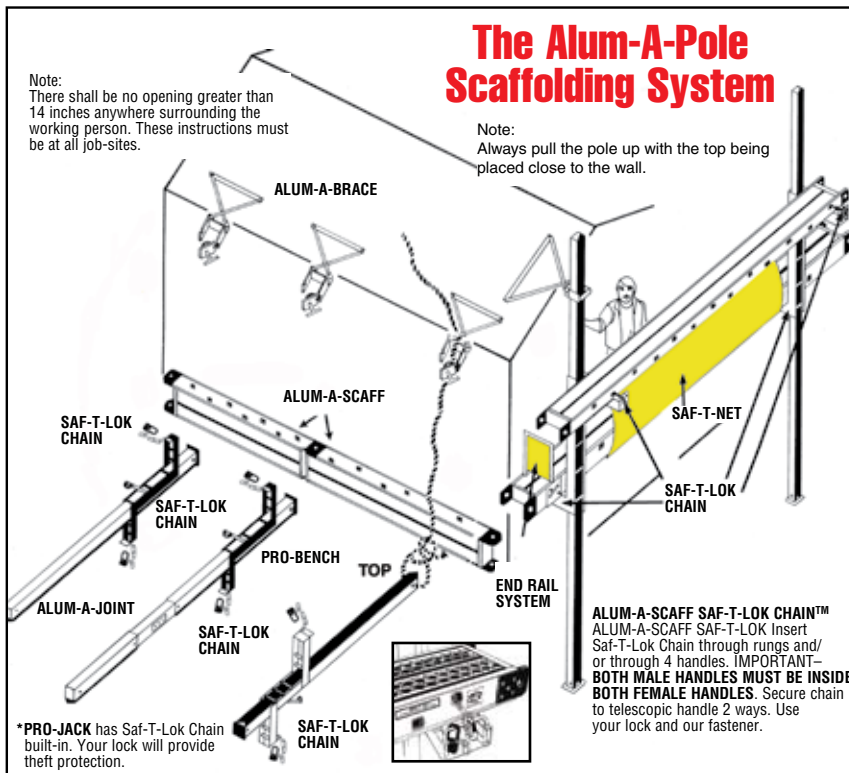
The first, patented, bendable vinyl coil is finally a reality. Vinyl siders and vinyl replacement window installers no longer have to use aluminum coil. This new product is highly impact resistant, substantially UV stabilized, lab and field tested. It's **Beautiful, Smooth, and Easy to clean and work with. And...unlike aluminum, Pro-Trim will not rot against pressure treated wood. Offered in Plain or Grain.**

Other accessories available:

Alum-A-Brace System, Coil Holder/Slitter, Pro-Trim Tape, a high tech double-faced construction tape and new Accu-Slide Hide-A-Nails to achieve that nailless look. Virtually eliminates ripples.

See our Pro-Trim Way Booklet at www.ProTrim.com

Alum-A-Pole Corporation provides better methods. That's what we are all about.



© Alum-A-Pole Corporation 2013
Scranton, PA • 1-800-421-2586

Patents Issued 5551201, 5717019, 4382488, 5042615, 4463828, 4597471, 4955584, 4942941, 4446945, 4961478, 4499967, 4624342, 4741505, 4805735 & others pending.

Literature ID # Ocean12013
www.alumapole.com

